

MODEL NAME : *ZIJ12*
PCB NO : *LS-A813P*
BOM P/N : *435MJT39L01*

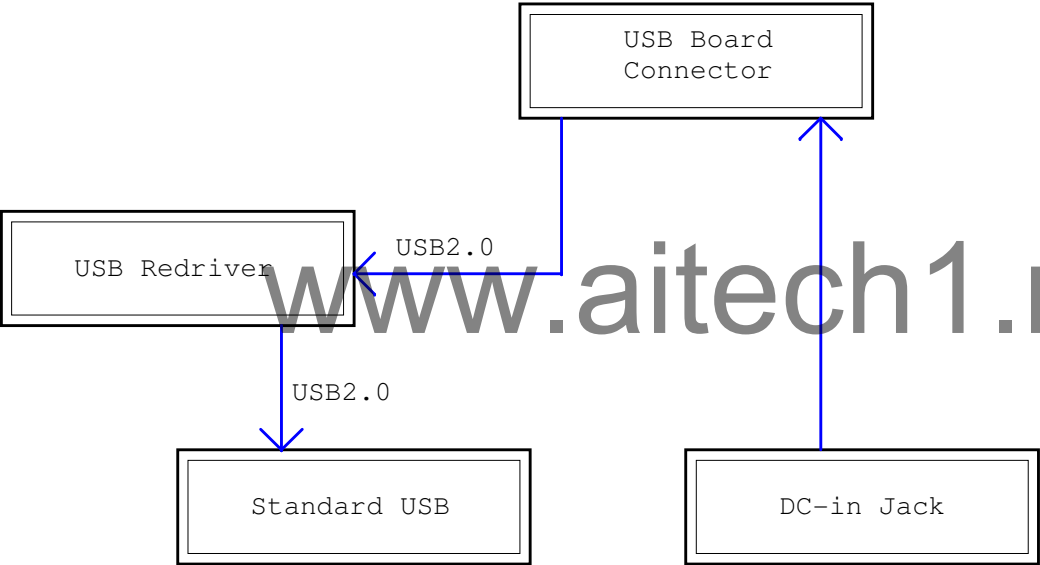


Compal Confidential

www.aitech1.ru
Ella Schematics Document

USB Board
2013-11-29
REV: 0.4

Security Classification	Compal Secret Data			Compal Electronics, Inc.		
Issued Date	2013/02/20	Deciphered Date	2013/6/18	Title Cover Page		
THIS SHEET OF ENGINEERING DRAWING IS THE PROPRIETARY PROPERTY OF COMPAL ELECTRONICS, INC. AND CONTAINS CONFIDENTIAL AND TRADE SECRET INFORMATION. THIS SHEET MAY NOT BE TRANSFERRED FROM THE CUSTODY OF THE COMPETENT DIVISION OF R&D DEPARTMENT EXCEPT AS AUTHORIZED BY COMPAL ELECTRONICS, INC. NEITHER THIS SHEET NOR THE INFORMATION IT CONTAINS MAY BE USED BY OR DISCLOSED TO ANY THIRD PARTY WITHOUT PRIOR WRITTEN CONSENT OF COMPAL ELECTRONICS, INC.				Size C	Document Number LS-A813P SDV	Rev 0.1
				Date Friday, November 25, 2013	Sheet 1	of 4



Security Classification	Compal Secret Data			Compal Electronics, Inc.	
Issued Date	2013/02/20	Deciphered Date	2013/6/18	Title	Block Diagram
THIS SHEET OF ENGINEERING DRAWING IS THE PROPRIETARY PROPERTY OF COMPAL ELECTRONICS, INC. AND CONTAINS CONFIDENTIAL AND TRADE SECRET INFORMATION. THIS SHEET MAY NOT BE TRANSFERRED FROM THE CUSTODY OF THE COMPETENT DIVISION OF R&D DEPARTMENT EXCEPT AS AUTHORIZED BY COMPAL ELECTRONICS, INC. NEITHER THIS SHEET NOR THE INFORMATION IT CONTAINS MAY BE USED BY OR DISCLOSED TO ANY THIRD PARTY WITHOUT PRIOR WRITTEN CONSENT OF COMPAL ELECTRONICS, INC.				Size	Document Number
				C	LS-A813P SDV
				Date:	Friday, November 28, 2013
				Sheet	2 of 4
				Rev	0.1

FID

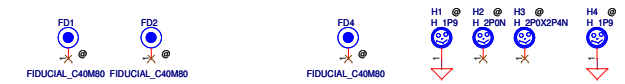
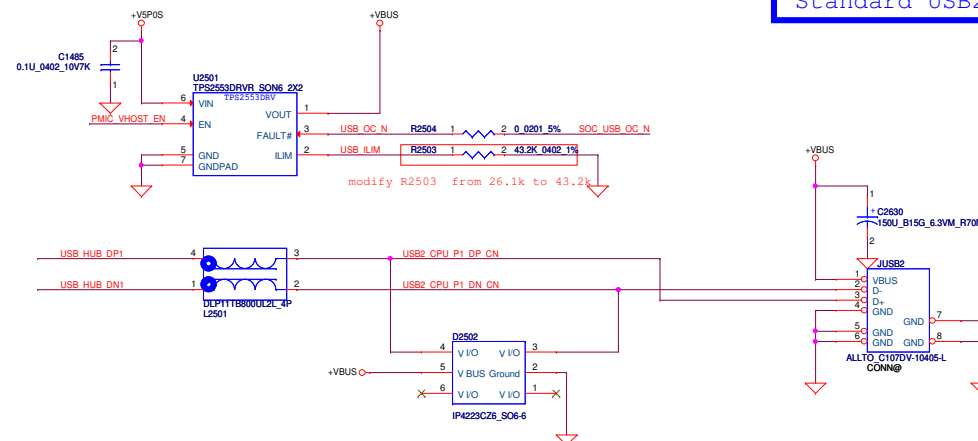


Diagram illustrating the connection for Pin 1 (ACDC ID) to the TYCO_21296074-1 connector. The diagram shows a circuit where a +V12DC source is connected to pin 7 (JDCIN1) and a common ground. Pin 1 is labeled ACDC ID. The connector pins are numbered 1 through 7 from bottom to top.

Timing diagram for SMSC request. 0114. The diagram shows signals g1, S(PAD), and A2, A3, A4. A red arrow points to the rising edge of A2, and a red box highlights the period between the rising edges of A2 and A3.

Standard USB2.0 CONN



Security Classification		Compal Secret Data		Compal Electronics, Inc.		
Issued Date	2013/02/20	Deciphered Date	2013/6/18	Title	USB Connector	
THIS SHEET OF ENGINEERING DRAWING IS THE PROPRIETARY PROPERTY OF COMPAL ELECTRONICS, INC. AND CONTAINS CONFIDENTIAL AND TRADE SECRET INFORMATION. THIS SHEET MAY NOT BE TRANSFERRED FROM THE CUSTODY OF THE COMPATENT DIVISION OF R&D DEPARTMENT EXCEPT AS AUTHORIZED BY COMPAL ELECTRONICS, INC. NEITHER THIS SHEET NOR THE INFORMATION IT CONTAINS MAY BE USED BY OR DISCLOSED TO ANY THIRD PARTY WITHOUT PRIOR WRITTEN CONSENT OF COMPAL ELECTRONICS, INC.				Size	Document Number	Rev
				LS-A813P SDV		
				Date:	Tuesday, February 11, 2014	Sheet

Version Change List (P. I. R. List)

Item Page#	Title	Change Description	Cut-In Date
------------	-------	--------------------	-------------

www.aitech1.ru

Security Classification		Compal Secret Data		Compal Electronics, Inc.	
Issued Date		2013/02/20	Deciphered Date	2013/6/18	Title
THIS SHEET OF ENGINEERING DRAWING IS THE PROPRIETARY PROPERTY OF COMPAL ELECTRONICS, INC. AND CONTAINS CONFIDENTIAL AND TRADE SECRET INFORMATION. THIS SHEET MAY NOT BE TRANSFERRED FROM THE CUSTODY OF THE COMPETENT DIVISION OF R&D DEPARTMENT EXCEPT AS AUTHORIZED BY COMPAL ELECTRONICS, INC. NEITHER THIS SHEET NOR THE INFORMATION IT CONTAINS MAY BE USED BY OR DISCLOSED TO ANY THIRD PARTY WITHOUT PRIOR WRITTEN CONSENT OF COMPAL ELECTRONICS, INC.		Document Number		History	
		LS-A813P SDV		Rev 0.1	
Date: Friday, November 28, 2013		Sheet 4 of 4			